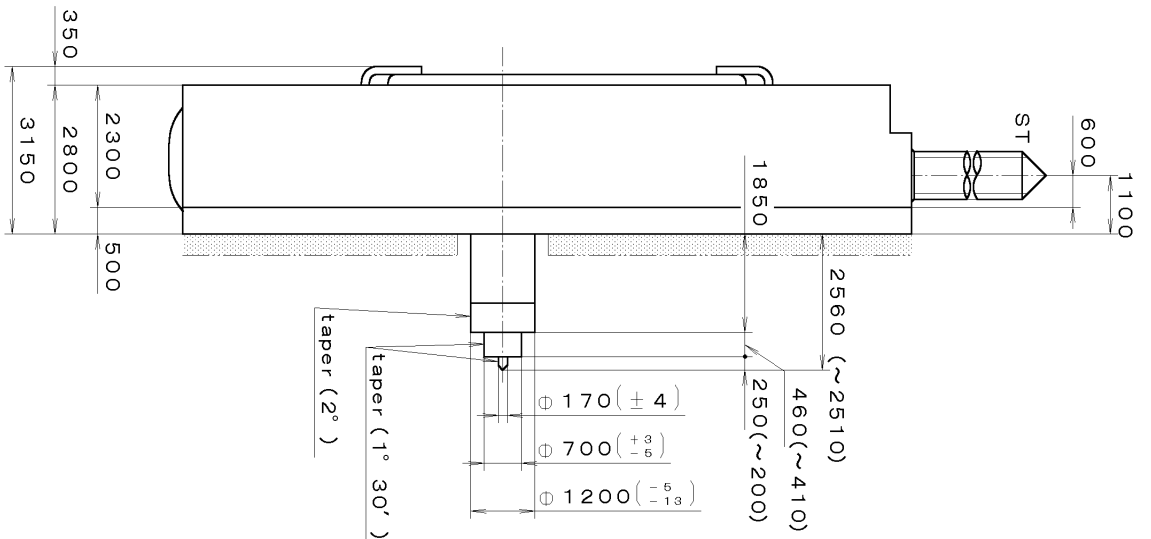
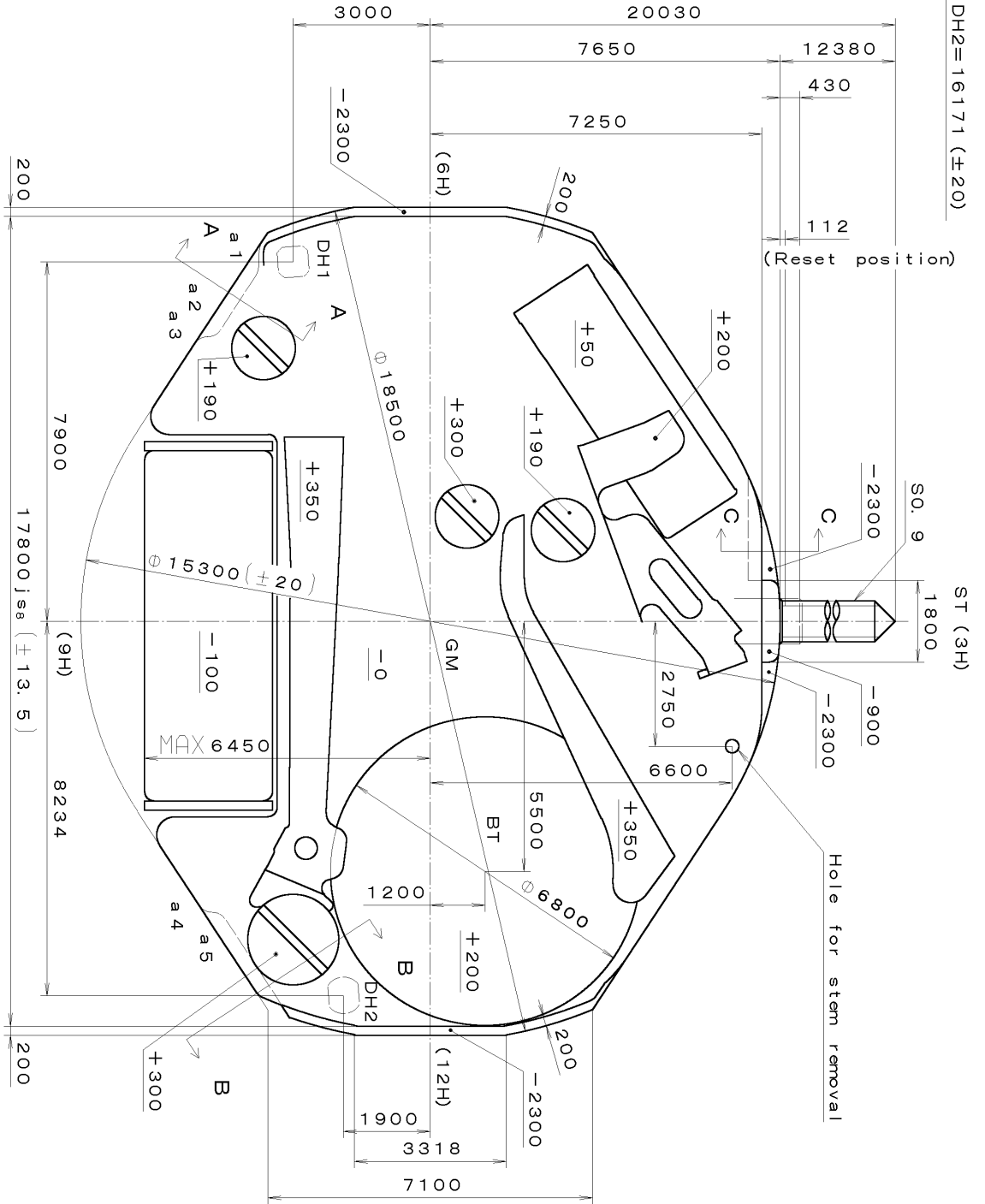






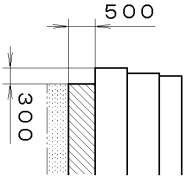
DH1~DH2=16171 (±20)



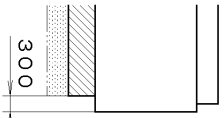
Coordinates

Mark	X	Y	R
GM	0	0	
a1	-7838	-4250	500
a2	-6550	-4855	300
a3	-5951	-4888	300
a4	8101	-4790	300
a5	8700	-4756	300

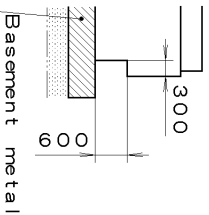
Section A-A



Section B-B



Section C-C



Material	Quantity	Unit	Cal. No. : 2033
Heat Treatment	Scale	1/1000 mm	
Hardness	Date	10:1	Parts:
Plating	Drawn		
	Checked	T. Hiruta	Name:
	Approved		Frame for Case
			Drawing No. : 2033C0000
General Tolerances			
Dimensions			
Angles			

**CITIZEN** WATCH CO., LTD.  
TOKYO, JAPAN

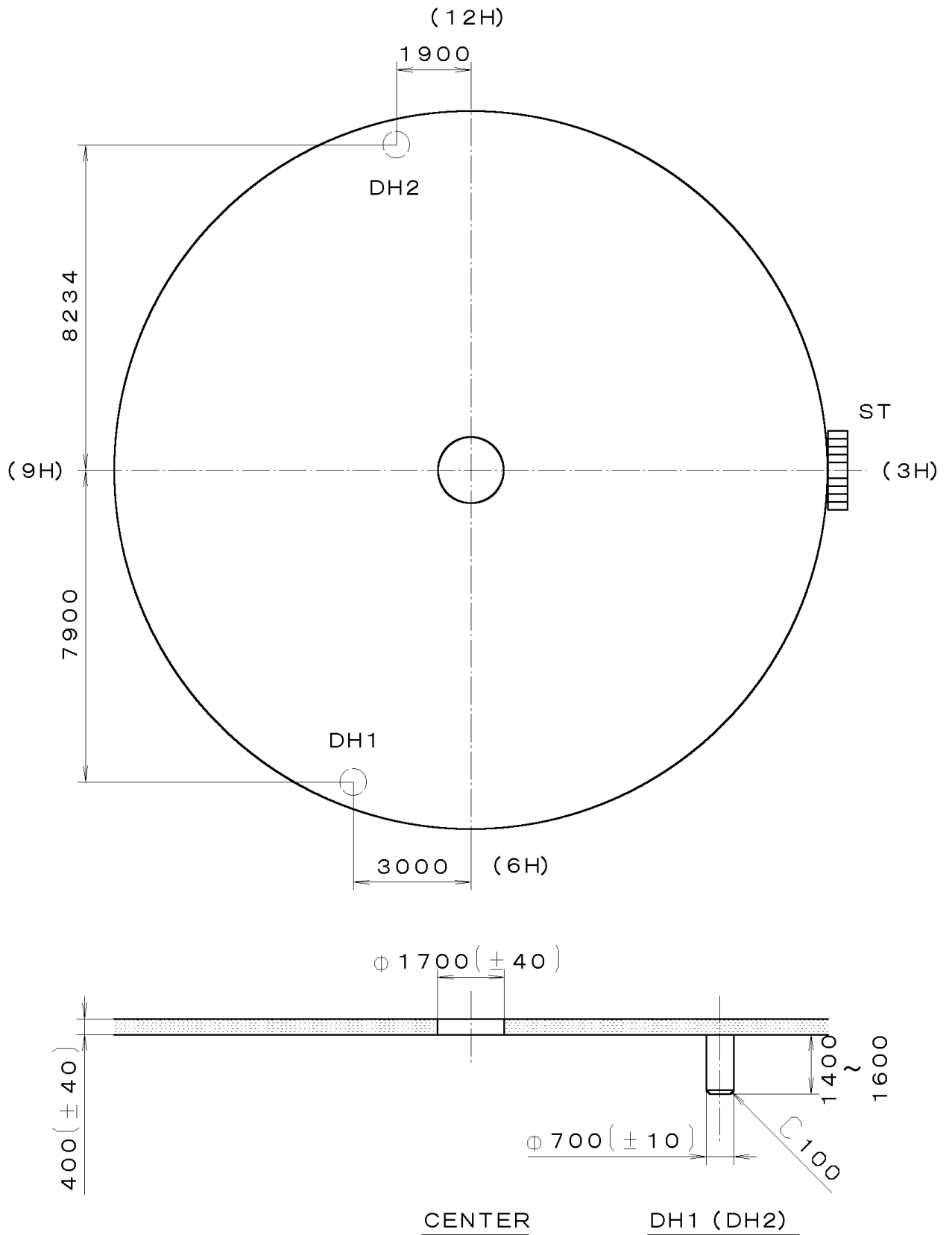






This drawing is provisional and subject to our reconfirmation and/or revision without notice.

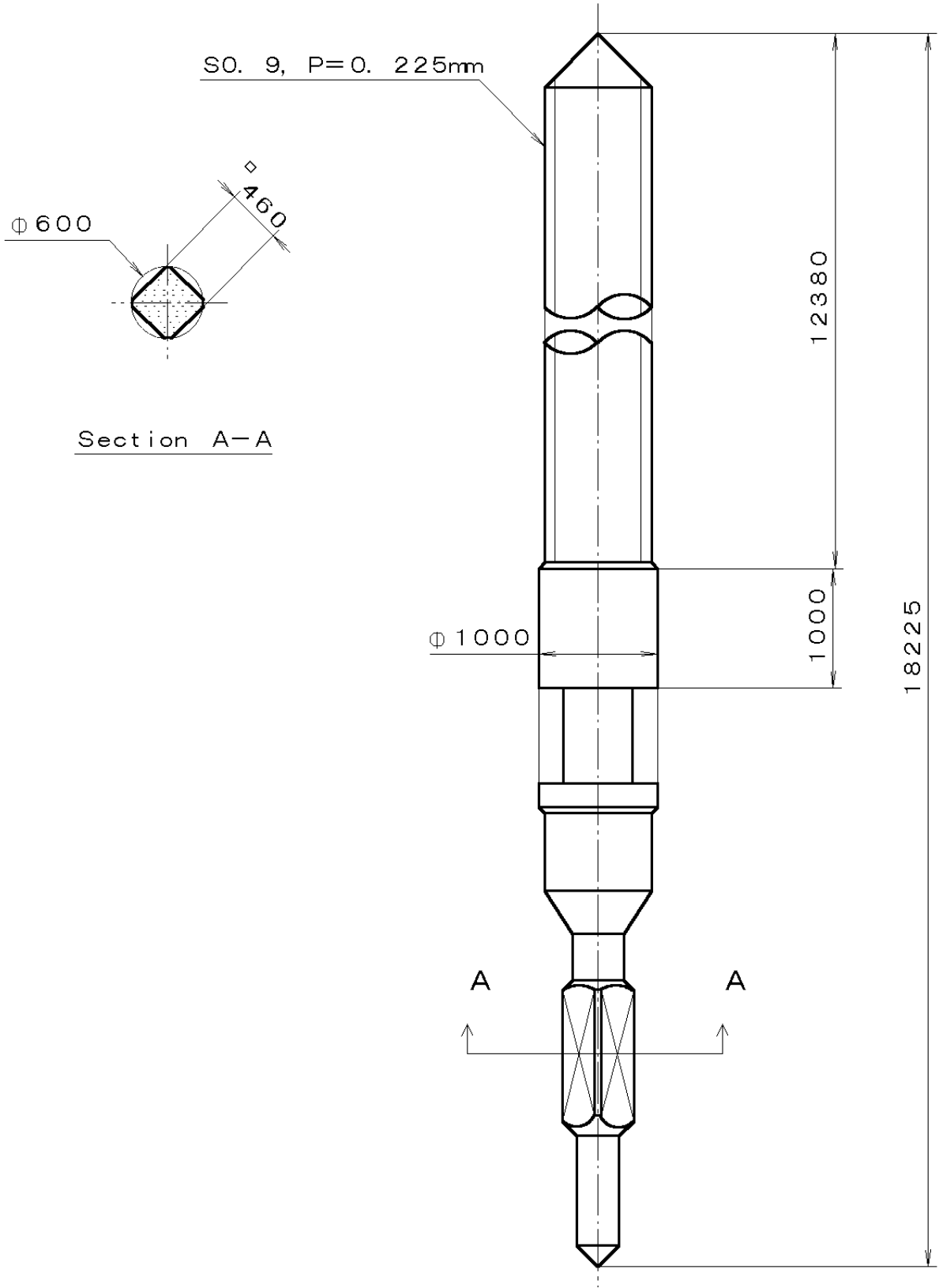
\*\*\* T I P W 2035-00A (01) \*\*\* (2100 1121) 00-08-14



7			Quantity		Cal. No. : 2035-00A
6			Unit	1/1000 mm	
5			Scale	7:1	Parts:
4			Date		
3			Drawn		
2			Checked	T. Hiruta	Name:
1			Approved		Indications for Dial
Material			Drawing No. : 2035D000		
Heat Treatment			General Tolerances		
Hardness			Dimensions		
Plating			Angles		

**CITIZEN** WATCH CO., LTD.  
TOKYO, JAPAN

This drawing is provisional and subject to our reconfirmation and/or revision without notice



065-468 (01) \*\*\* (2100 1121) 00-07-28

7			Quantity		Cal. No. :
6			Unit	1/1000 mm	
5			Scale	20:1	Parts:
4			Date		065-468
3			Drawn		Name:
2			Checked	T. Hiruta	SETTING STEM
1			Approved		Drawing No. : 4680S000
Material					
Heat Treatment				General Tolerances	
Hardness		Dimensions		<b>CITIZEN</b> WATCH CO.,LTD. TOKYO, JAPAN	
Plating		Angles			